

Contraction Monster Match Game

This game is played like the memory match card game that many children are familiar with. It is designed to reinforce their understanding of basic addition.

Materials:

Contraction cards, word cards, and monster cards (pages 2-5)

Set up:

Copy the cards on card stock so students cannot see through the paper

Cut the cards on the dotted lines

How to Play:

Lay all of the cards upside-down on the table and mix them up.

Players will try to flip pairs of matching cards.

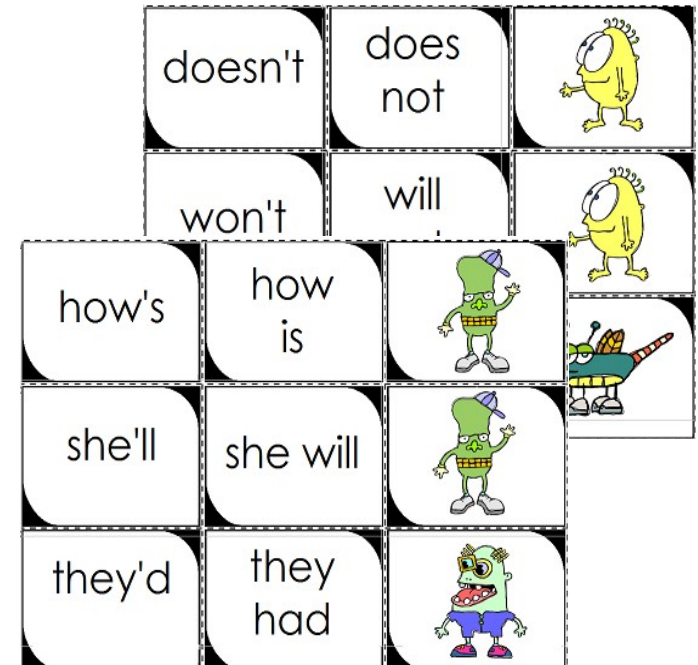
Matching pairs include a contraction and the words it's made of. (example: doesn't matches does not).

Flipping two identical monster cards also counts as a match.

Player 1 flips two cards. if the cards match, he or she gets to keep both cards. If the cards do not match, then the cards are flipped back upside-down.


Then, player 2 gets a turn to try to flip matching cards. Players alternate until all cards have been removed from the game.

When the game is over, the player with the most pairs of cards is the winner.




doesn't

does
not




won't

will
not




shouldn't

should
not




I'll

I will




she'll

she will



you're

you
are




how's

how
is




she'll

she will




they'd

they
had



I'm

I am



I've

I have

you'll

he'd

he
had

you
will