
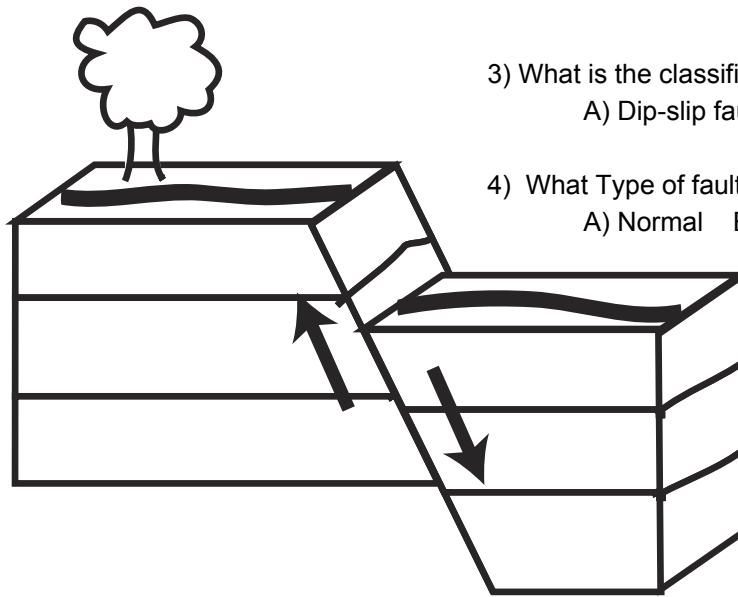


WS Types of Faults

Directions: select the BEST answer. Then color each strata layer properly. Including the ground scene. Use ONLY sedimentary rocks.




- 1) What is the classification of this type of fault:
A) Dip-slip fault B) Strike-slip fault
- 2) What Type of fault is it?
A) Normal B) Reverse C) Lateral D) Thrust



- 3) What is the classification of this type of fault:
A) Dip-slip fault B) Strike-slip fault
- 4) What Type of fault is it?
A) Normal B) Reverse C) Lateral D) Thrust

- 5) What is the classification of this type of fault:
A) Dip-slip fault B) Strike-slip fault

- 6) What Type of fault is it?
A) Normal B) Reverse C) Lateral D) Thrust



7) on the back, draw and color an OBLIQUE FAULT